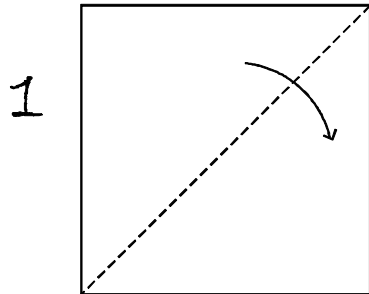


Origami

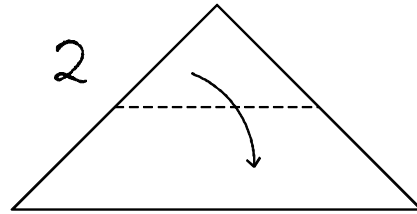
Envelope Seed Packet

Cut off the bottom of the sheet to make a square

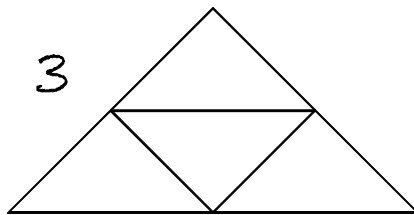
Makes an envelope 100 * 75mm (4" * 3")



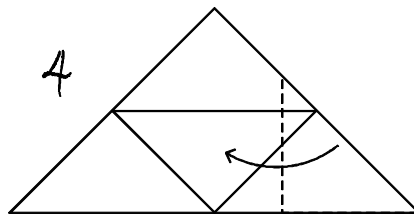
With the blank side up
and the flower bottom left
Fold in half diagonally



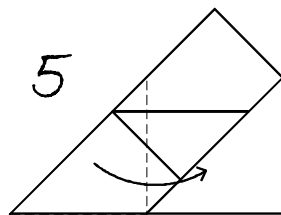
With the flower on the left
Fold down point of front sheet



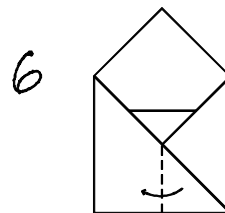
To get this ...



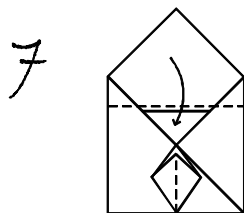
Fold Right third to the left



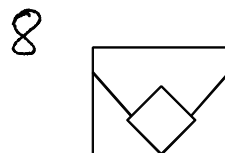
and left third to the right



fold tip of left flap at mid point



and flatten to make
a diamond shape



fold down top and
tuck tip into diamond