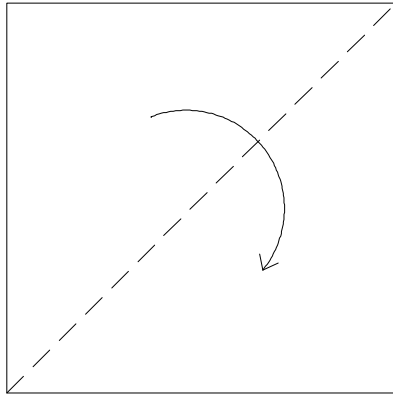
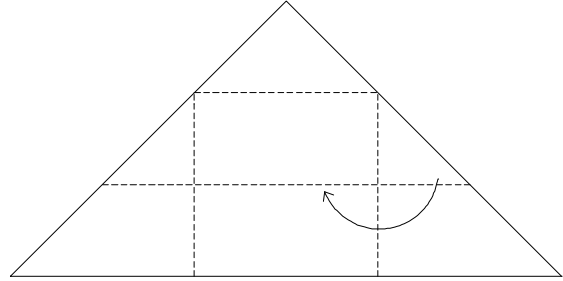


Instructions for Classic 'Bundle' Fold

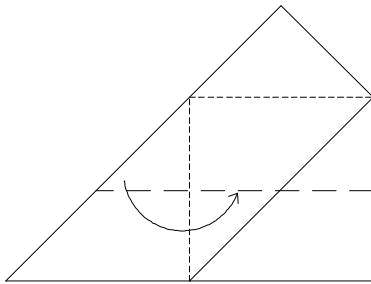
Great for smaller seeds
Based on an idea by John De Lorean



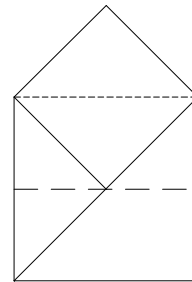
With the blank side up
and the flower top left
fold in half diagonally



With the blank side up
and the flower at the top
fold the right third to the left

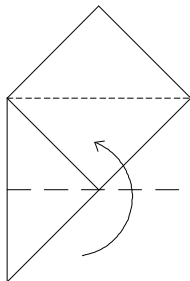


Now fold the left third to the right

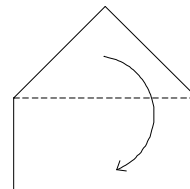


and tuck the left point
between the sheets of the right point

if the seeds are tiny, this is the best point to add the seeds ...
squeeze the sides gently to open the packet
shake the seeds to the bottom



... and fold the lower half
of the 'square' upwards



fold down & tuck the upper point
between the double sheets to close

